

Hockey Line Markings

Diagrams approved by:



In an effort to standardize ice hockey markings across the country, the Canadian Recreation Facilities Council (CRFC) is working in consultation with Hockey Canada on how best to layout an ice hockey sheet. The CRFC supports the revised layout and encourages facility managers to consider the benefits of conforming to these layout guidelines whenever possible. New construction and/or retrofits to a facility should give consideration to these measurements, however, other ice sport marking requirements should be overlayed prior to making any changes so that all ice sports are given the same consideration as ice hockey.

The following drawings are offered as a support tool for ice technicians to your planning and annual ice painting activities. As ice markings may change at anytime, be reminded of the importance for you to annually recheck all local and regional ice sport marking requirements prior to undertaking the ice painting task!

Hockey Line Markings

POINTS OF CLARIFICATION:

Size - For all ice surfaces 85ft. wide x 185ft. long (25.91m x 56.39m) to 100ft. wide x 200ft. long (30.48m x 60.96m) goal lines are 11 ft. (3.35m) with end zones being 64ft. (19.51m). Note: these measurements (goal lines and end zones) never change for surfaces over 185ft. in length. The difference in length will determine the size (length) of the neutral zone. For all surfaces less than 85ft. wide x 185ft. long the goal lines are still 11ft. (3.35m) but the remaining length is divided into 3 equal parts.

Measurements – to define the distance between the goal line and the blue line, measurements are taken from the back of the goal line to the neutral side of the blue line directly adjacent to the neutral zone

- All measurements to be painted on the inside of the scribe with the exception of the outside hash marks.
- Red and Blue lines are 12in. (30.48cm) wide with all other markings 2 in. (5.08 cm) in width.
- All measurements for the face-off dots in the attack zones should be measured from the back of the goal line. The distance from the back of the goal line to the centre of the face-off dot should be 20ft. (6.10m). There are 9 face-off locations on an ice hockey surface, 8 are 24in. (60.96cm) painted in half-moon (Refer to Diagram A) while the centre ice face-off dot is 12in. (30.48cm) and painted solid blue.
- The radius of the goal-crease is to be 6ft. (1.83m). This is to be measured from the back of the goal line.
- The distance of face-off dots in the neutral zone are to be 5ft. (1.52m) from the neutral side of the blue line to the centre of the face-off dot.
- The five large face-off circles are to be 15ft. (4.57m) radius from the centre of the dot to the outside of the painted area (30ft. (9.14m) diameter from outside to outside).

Paint – All colours are considered “red” with the exception of the centre face-off dot 12 inches (38.48cm), the centre face-off circle and the blue lines which are dark blue. Goal crease areas are to be painted a light blue. Inside of the net may be painted yellow but not mandatory. The Centre line can be solid red or can have a design painted (ie diamond/checkered) providing the design has 2 inches (5.08cm) of solid red between each design image.



- Managers must research league logo placement allowances prior to installing ice advertising, but there must be a 2 inch (5.08 cm) line that defines both sides of the design.

DIAGRAM A - Face Off Dot

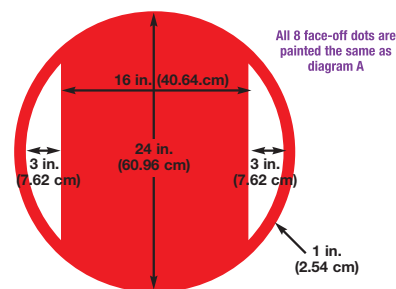


DIAGRAM B - Goal Crease

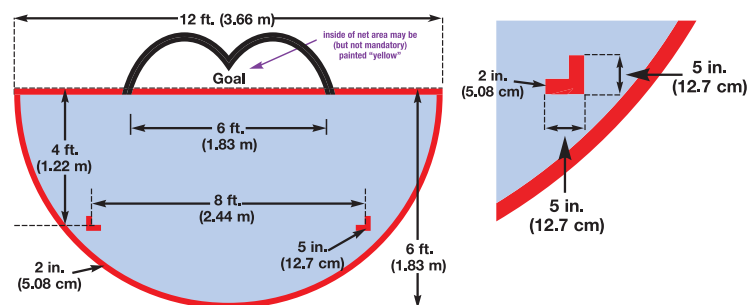


DIAGRAM C - Face Off Circle

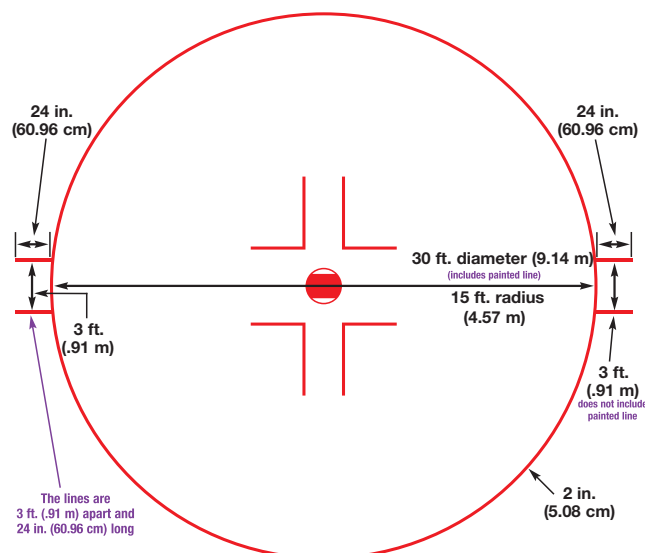
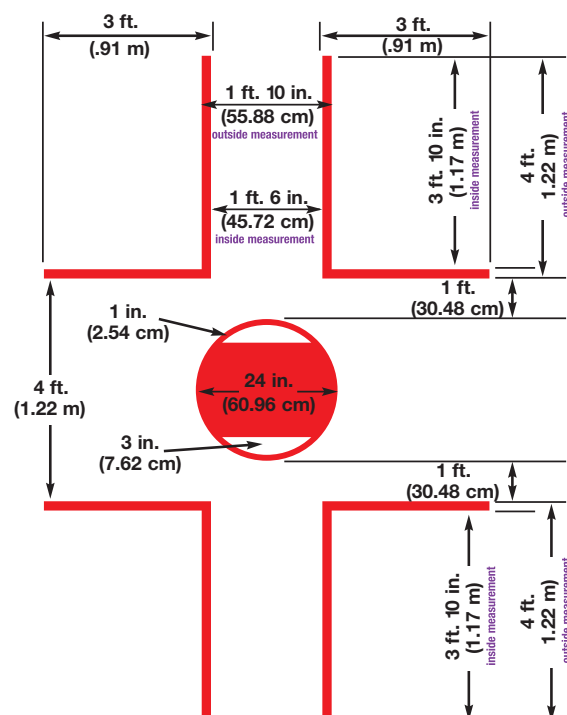


DIAGRAM D - Face Off Restraining Lines



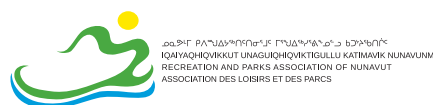




Canadian Recreation Facilities Council

Conseil Canadien des Installations Récréatives

CANADIAN RECREATION FACILITIES COUNCIL
c/o 1 Concorde Gate, Suite 102
Toronto, Ontario, Canada, M3C 3N6
Tel. (416) 426-7062 Fax (416) 426-7385
info@orfa.com



CRFC.CA