

# ICE EDGERS

## Propane powered Edgers



- Propane 10,5 HP engine
- Wide 18 inch cut (45 cm)
- Heavy-duty body
- Two 8 sided carbide cutters
- Electric starter
- Adjustable board guide and contoured snow chute
- Mounted on large rubber wheels
- Controls conveniently located near the operator
- Weight : 200 pounds

## Gazoline powered Edgers (with starter)




- Gasoline 10,5 HP engine
- Wide 18 inch cut (45 cm)
- Heavy-duty body
- Two 8 sided carbide cutters
- Electric starter
- Adjustable board guide and contoured snow chute
- Mounted on large rubber wheels
- Controls conveniently located near the operator
- Weight :150 pounds

Ice Edgers available at:



**Robert Boileau inc.**


**514-333-8420**



**NEW  
EZ III**

### NEW ELECTRICAL MODEL

- Powerful 6.5 HP (4.8 kW) at 36 volts AC engine
- Wide 14-inch Cut (35 cm)
- 8 sided carbide cutters
- 110 V charger included
- powered by three 12V batteries
- Heavy-duty body
- Adjustable board guide and contoured snow chute
- Controls conveniently located near the operator
- Weight : 250 pounds




**ZAMBONI®**  
**ROBERT BOILEAU INC.**

**Robert Boileau inc.**  
1425 boul. Pitfield  
V. St-Laurent (QC) H4S 1G3

Tel: 514-333-8420, 1-877-333-8420  
Fax: 514-333-7056 [www.arenazone.com](http://www.arenazone.com)

**ZAMBONI®**  
AUTHORIZED DISTRIBUTOR



[arenazone.com](http://arenazone.com)